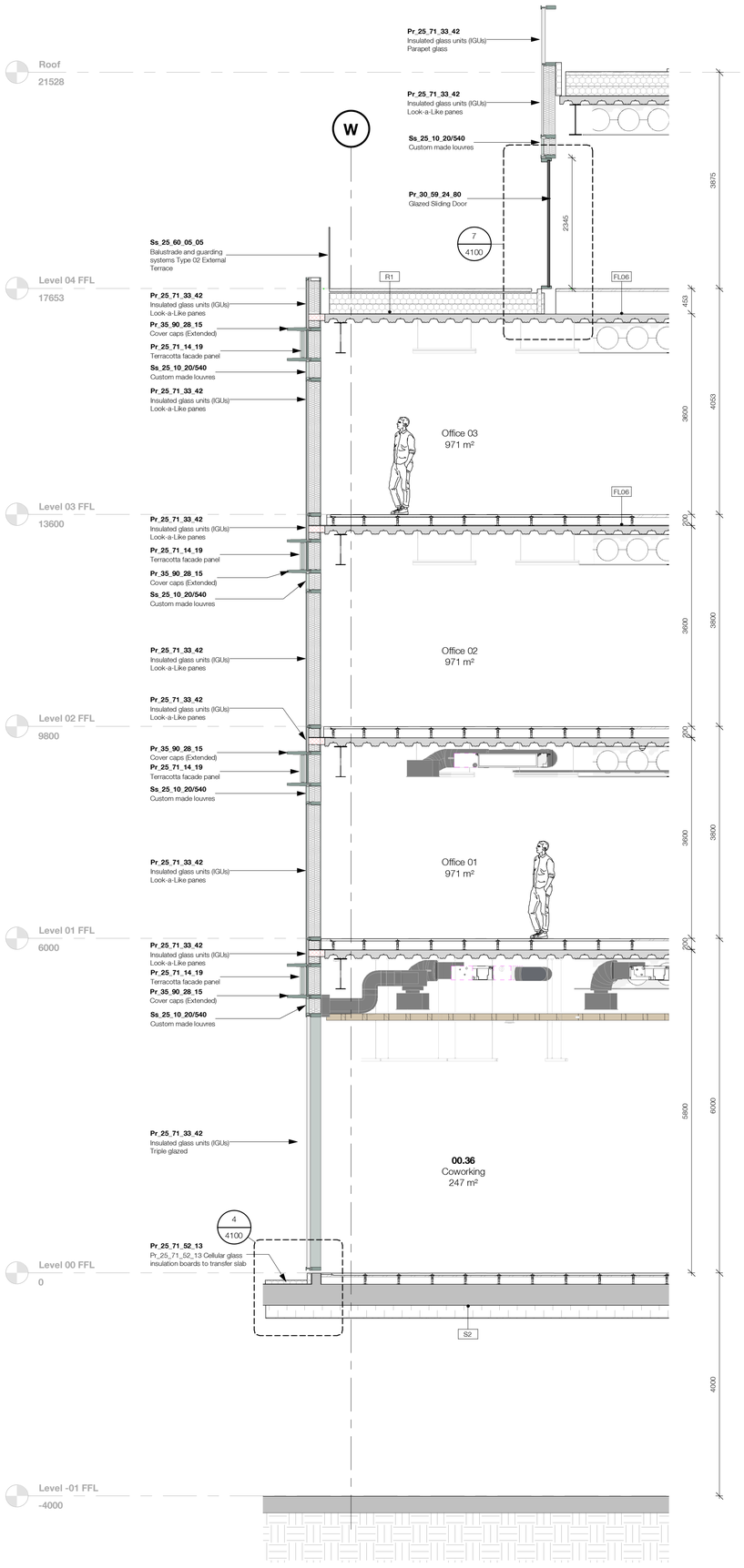

1 Strip Section C

1 : 50

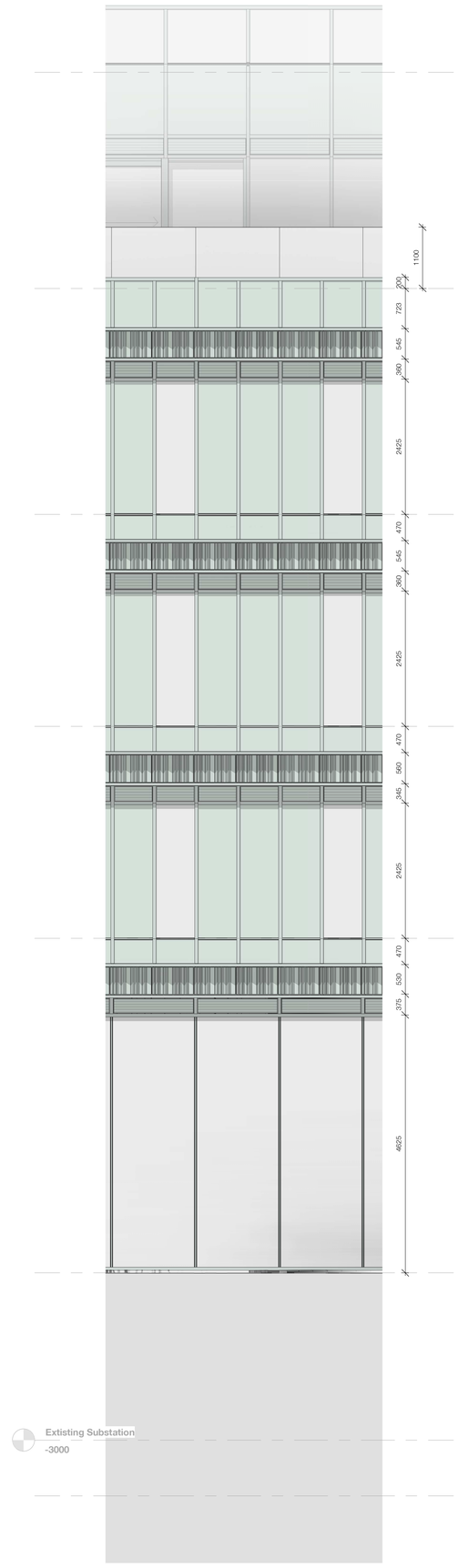

2 Strip Section C - Elevation

1 : 50

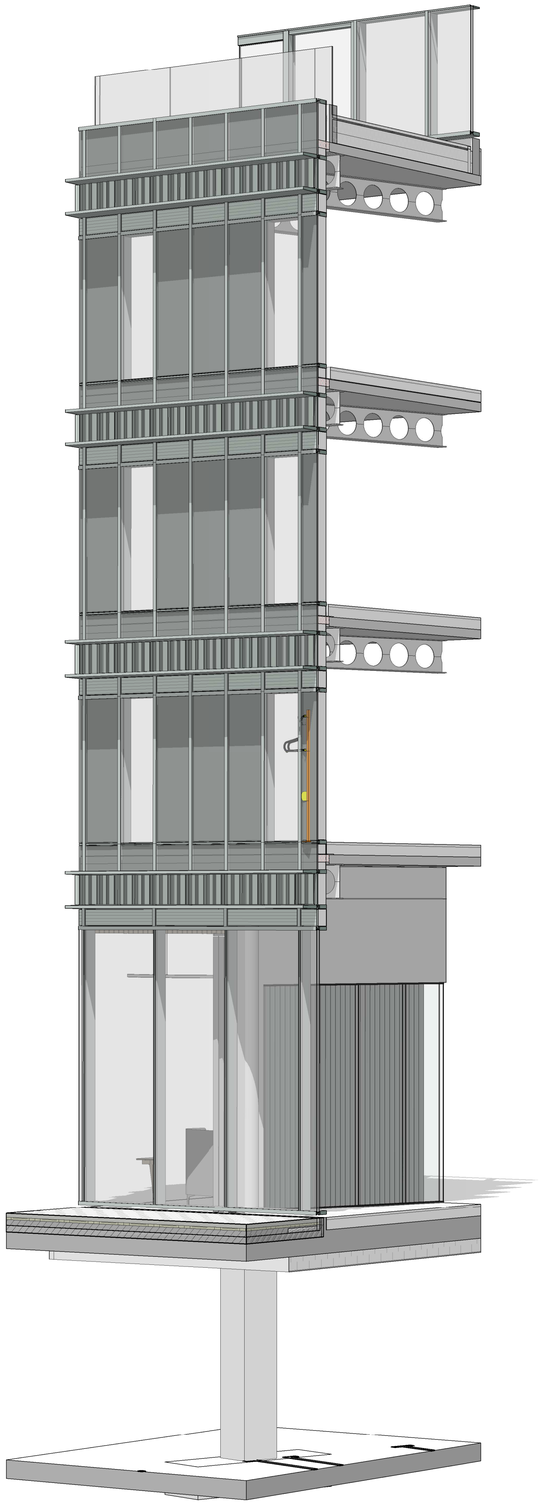

3 Strip Section C

The use of this data by the recipient acts as an agreement of the following statements.
Do not use this data if you do not agree with any of the following statements:-

All drawings are based upon site information supplied by third parties and as such their accuracy cannot be guaranteed. All features are approximate and subject to clarification by a detailed topographical survey, statutory service enquiries and confirmation of the legal boundaries.

The controlled version of this drawing should be viewed in DWF or PDF format not DWG or other formats. All prints of this drawing must be made in full colour.

Where this drawing has been based upon Ordnance Survey data, it has been reproduced under the terms of Ryder Licence No. 100000144. Reproduction of this drawing in whole or in part is prohibited without the prior permission of Ordnance Survey.

Do not scale the drawing. Use figured dimensions in all cases. Check all dimensions on site. Report any discrepancies in writing to Ryder before proceeding.

Scale Bar (m)

0 1 2 4 8

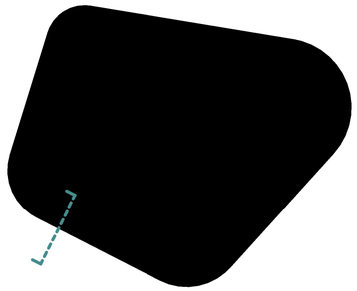

1 Ss_25_10_20_85
Stick curtain walling systems

Ss_25_10_20/285
Structural sealant/ bonded glazing

2 Ss_25_10_20_85
Stick curtain walling systems

3 Pr_25_71_14_19
Terracotta facade panel

4 Ss_25_50_45_45
Louvre screen systems

5 Ss_25_60_05
Balustrade and handrail systems

6 Main entrance doors to be fully glazed revolving doors with integrated matwell. Door to 3,000mm high. Adjacent pass doors to be outward opening fully glazed power assisted doors operated by PIR with fob access externally and internal release for out of hours use. Manual override linked to fire alarm with fail safe.

60 min fire compartment line

Pr_25_80_81_51
Mineral wool fire-stopping Curtain Walling

Fire rated partition / internal glazed screen jamb at vertical compartment

Waterproofing line
Refer to Drawing Series 4110 for waterproofing details

Fire stop

Spandrel panel

Clear glass

Rev.	Description	Drawn	Checked	Date
P2	Stage 4 Interim cost issue	SCL	RRA	09/02/21
P1	First Issue	JAY	RRA	20/11/20

Amendment

Suitability
Issued for Costing

Project
Muse
Harton Quays
South Shields

Drawing
Strip Section C

Drawing No. Project ID	Originator	Zone	Level	Type	Role	Number
HTQ	RYD	00	ZZ	DR	A	3805

Ryder Project No.	Scale at A1	Status	Revision
10254-00	As indicated	D1	P2

info@ryderarchitecture.com
www.ryderarchitecture.com
Ryder